

Scaled data based on original data using  
LM-79-08 Approved Method: Electrical and Photometric Measurements of Solid-  
State Lighting Products

Test Report Prepared for  
Cooper Lighting Solutions  
(formerly Eaton)

Brand: McGRAW-EDISON

Report Number: P228495

Luminaire Tested: **ISS-AF-1200-LED-E1-SLL**

Issue Date: 3/3/2020

**Test Information**

Test Method: LM-79-08  
Report Number: P228495  
TEST IS SCALED FROM IESNA LM-79-08 TEST DATA (P29764)  
Test Lab: INNOVATION CENTER-P2  
Issue Date: 3/3/2020  
Manufacturer: COOPER LIGHTING SOLUTIONS (FORMERLY EATON)  
Product Line: MCGRAW-EDISON  
Catalog Number: ISS-AF-1200-LED-E1-SLL  
Description: IMPACT ELITE LED QUATER SPHERE LUMINAIRE  
LIGHT SQUARE WITH ACCULED OPTICS-90° SPILL LIGHT ELIMINATOR LEFT  
Light Source: (16) 4000K CCT, 70 CRI LEDs  
Ballast/Driver: ELECTRONIC DRIVER

**Summary**

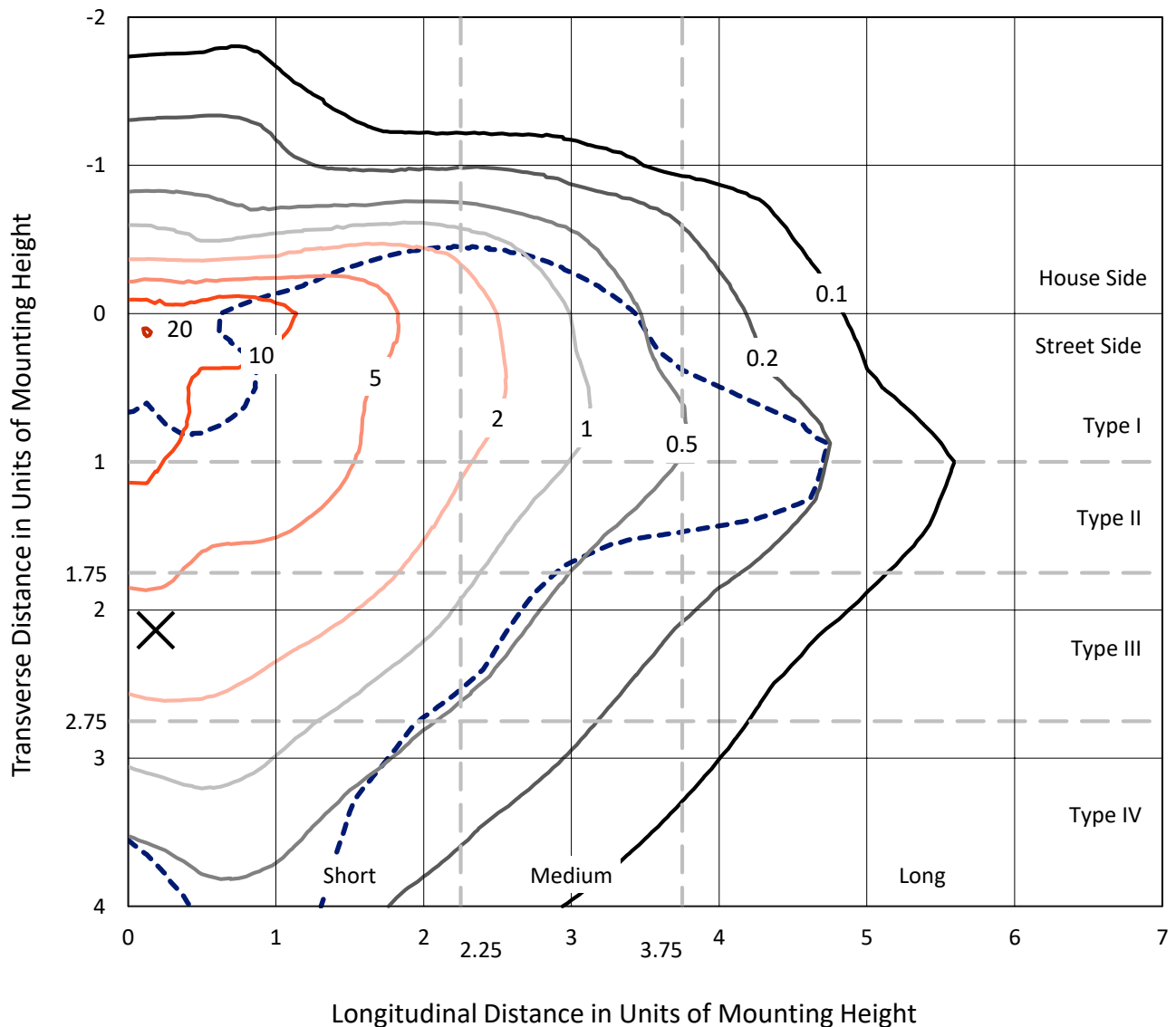
Lumens per Lamp: N/A  
Luminaire Lumens: 5613.9 lumens  
Efficiency: N/A  
Efficacy: 85.1 lumens/watt  
Luminous Opening: Rectangular (W 0.5' x L: 0.5' x H: 0')  
IES Classification: Type IV - Short - Non-Cutoff  
BUG Rating: B1 - U0 - G2  
  
Input Watts (W): 66  
Input Voltage (V): 120  
Input Current (Ain): NR  
Voltage Rise (V): NR  
Power Factor: NR  
Total Harmonic Distortion (THDi): NR  
Frequency (hertz): 60  
Stabilization Time: NR  
Operation Time: NR  
Ambient Temperature (°C): NR  
Test Distance: 25 FT



REPORT NUMBER: P228495  
 CATALOG NUMBER: ISS-AF-1200-LED-E1-SLL

### Iso-Footcandle Lines of Horizontal Illumination

× Max cd  
 - - - 1/2 Max cd

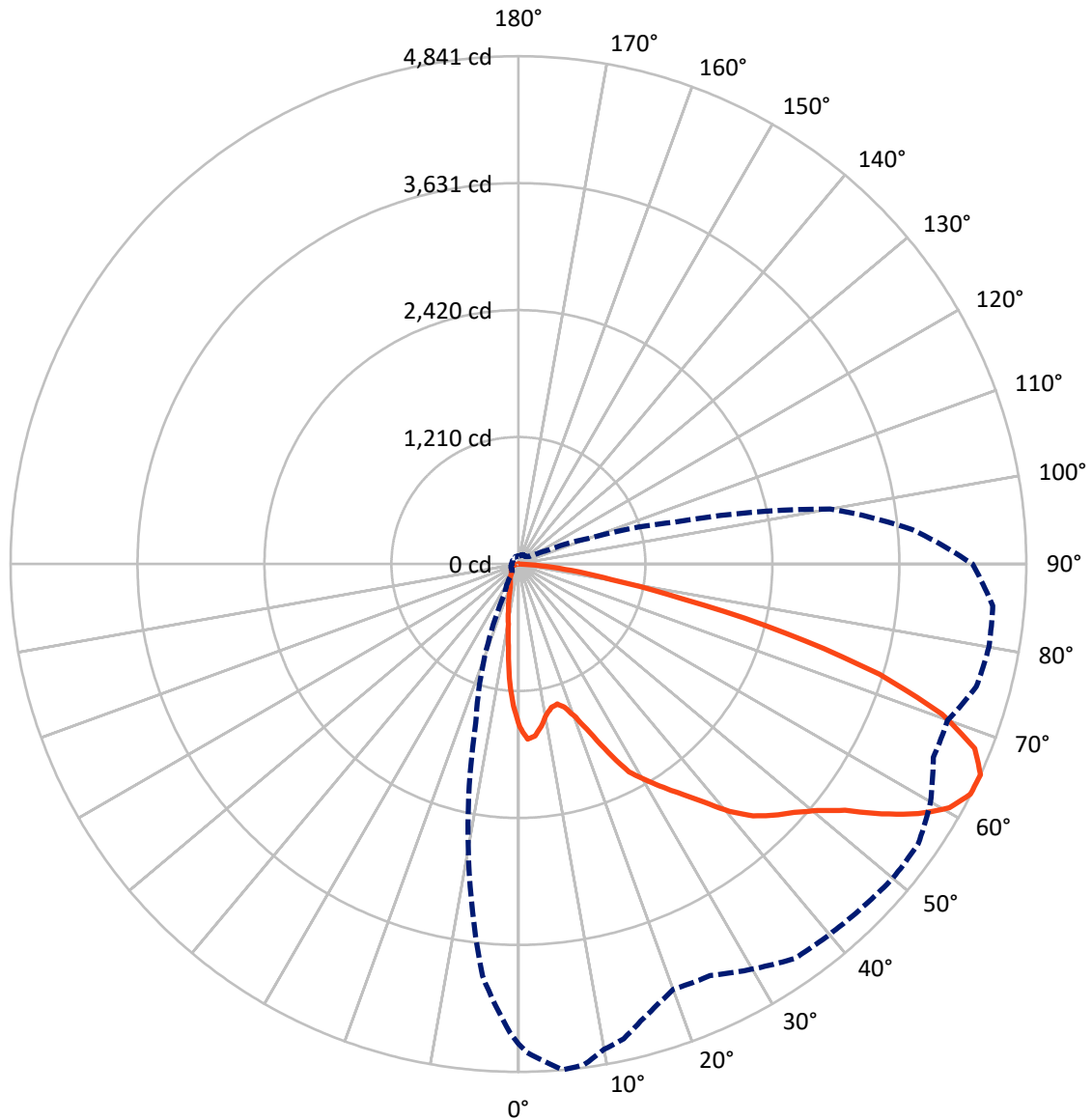


Based on 10 foot mounting height. Maximum calculated value = 21 fc  
 Type IV - Short - Non-Cutoff

REPORT NUMBER: P228495

CATALOG NUMBER: ISS-AF-1200-LED-E1-SLL

### Luminous Intensity Polar Plot



— Vertical Plane Through 5-Deg Lateral

- - - Horizontal Cone Through 65-Deg Vertical

REPORT NUMBER: P228495

CATALOG NUMBER: ISS-AF-1200-LED-E1-SLL

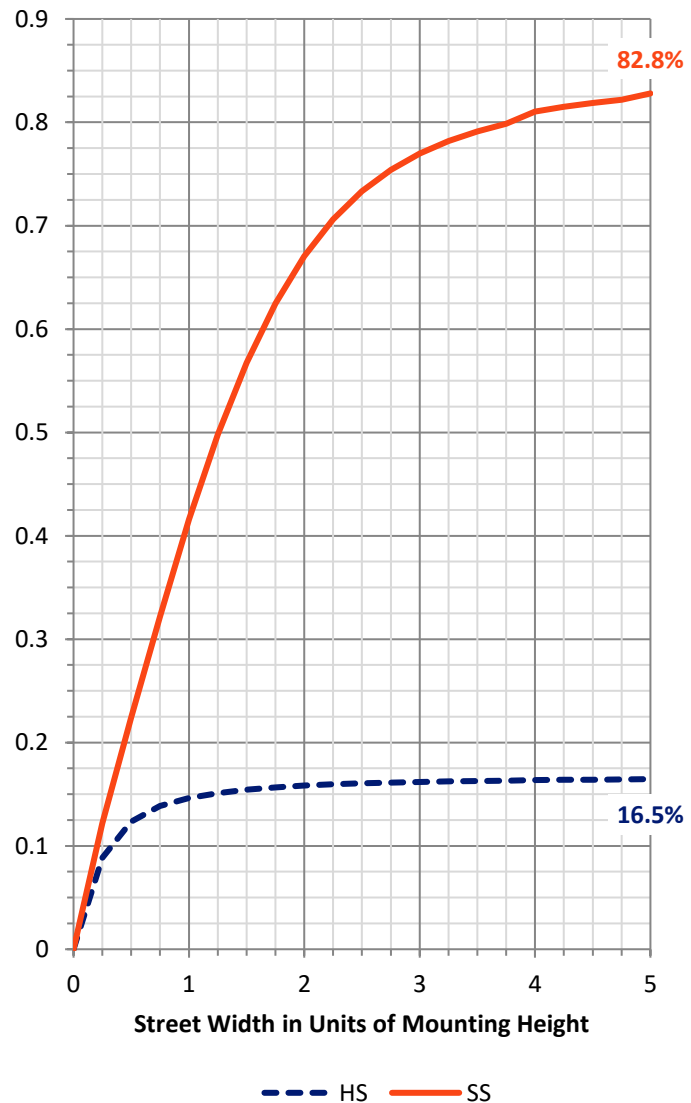
**FLUX DISTRIBUTION:**

		Downward	Upward	Total
<b>House Side</b>	Lumens	933.4	0.0	933.4
	% Fixture	16.6	0.0	16.6
<b>Street Side</b>	Lumens	4680.5	0.0	4680.5
	% Fixture	83.4	0.0	83.4
<b>Total</b>	Lumens	5613.9	0.0	5613.9
	% Fixture	100.0	0.0	100.0

**Coefficient of Utilization**

**ZONAL LUMENS:**

Zone	Lumens	% Fixture
0°-10°	119.3	2.1
10°-20°	245.8	4.4
20°-30°	357.3	6.4
30°-40°	528.5	9.4
40°-50°	770.0	13.7
50°-60°	1154.3	20.6
60°-70°	1438.4	25.6
70°-80°	842.6	15.0
80°-90°	157.5	2.8
90°-100°	0.0	0.0
100°-110°	0.0	0.0
110°-120°	0.0	0.0
120°-130°	0.0	0.0
130°-140°	0.0	0.0
140°-150°	0.0	0.0
150°-160°	0.0	0.0
160°-170°	0.0	0.0
170°-180°	0.0	0.0
0°-90°	5613.9	100.0
0°-180°	5613.9	100.0



REPORT NUMBER: P228495

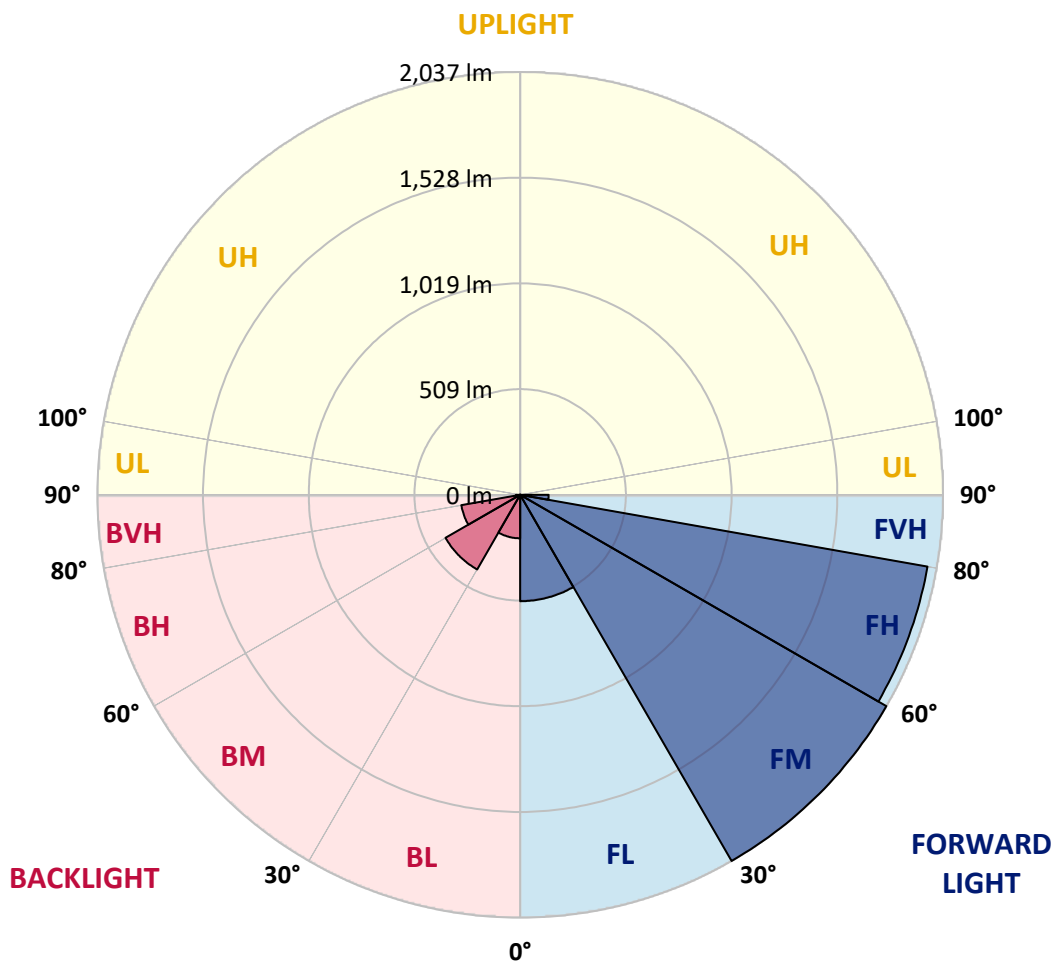
CATALOG NUMBER: ISS-AF-1200-LED-E1-SLL

**LUMINAIRE CLASSIFICATION SYSTEM LUMEN TABLE AND BUG RATING:**

Zone	Lumens	% Fixture	Zone Rating/Lumen Limit		
			B	U	G
FL (0°-30°)	512.9	9.1			
FM (30°-60°)	2037.4	36.3			
FH (60°-80°)	1992.9	35.5			G2/5000
FVH (80°-90°)	137.3	2.4			G2/225
BL (0°-30°)	209.6	3.7	B1/500		
BM (30°-60°)	415.5	7.4	B1/1000		
BH (60°-80°)	288.1	5.1	B1/500		G1/500
BVH (80°-90°)	20.3	0.4			G1/100
UL (90°-100°)	0.0	0.0		U0/0	
UH (100°-180°)	0.0	0.0		U0/0	

**BUG Rating: B1-U0-G2**

Type IV Short





REPORT NUMBER: P228495

CATALOG NUMBER: ISS-AF-1200-LED-E1-SLL

**CANDELA DISTRIBUTION (FULL):**

	0°	1°	5°	7.5°	10°	12.5°	15°	17.5°	20°	25°	35°
0°	1553.6	1553.6	1553.6	1553.6	1553.6	1553.6	1553.6	1553.6	1553.6	1553.6	1553.6
2.5°	1649.2	1644.7	1671.4	1675.8	1693.6	1693.6	1713.6	1731.4	1738.1	1753.6	1793.6
5°	1595.8	1609.2	1647.0	1684.7	1711.4	1738.1	1766.9	1802.5	1831.4	1880.3	1982.6
7.5°	1478.1	1498.0	1562.5	1600.3	1642.6	1689.2	1724.7	1766.9	1811.4	1893.7	2075.9
10°	1362.5	1378.0	1460.3	1506.9	1567.0	1615.9	1667.0	1713.6	1762.5	1864.7	2075.9
12.5°	1289.1	1309.1	1402.5	1447.0	1515.8	1567.0	1629.2	1684.7	1742.5	1851.4	2055.9
15°	1273.6	1295.8	1384.7	1440.2	1500.3	1549.2	1604.7	1662.5	1720.3	1827.0	2009.3
17.5°	1315.8	1342.4	1438.1	1500.3	1546.9	1602.5	1642.6	1698.1	1735.8	1820.3	1907.0
20°	1415.8	1447.0	1560.3	1620.3	1658.1	1693.6	1724.7	1758.0	1773.6	1793.6	1778.1
22.5°	1575.9	1613.6	1742.5	1811.4	1838.1	1864.7	1867.0	1871.4	1860.3	1806.9	1686.9
25°	1804.8	1842.5	1989.2	2055.9	2055.9	2055.9	2031.5	2013.7	1962.5	1862.6	1662.5
27.5°	2018.1	2067.0	2242.6	2284.9	2271.5	2251.5	2204.9	2160.4	2087.0	1920.3	1660.2
30°	2178.2	2227.1	2389.3	2422.7	2389.3	2340.4	2267.1	2202.6	2116.0	1949.2	1675.8
32.5°	2324.9	2382.7	2538.2	2542.6	2482.7	2427.1	2344.8	2271.5	2180.4	2002.5	1722.5
35°	2480.5	2538.2	2696.0	2664.9	2578.2	2502.6	2418.2	2353.7	2262.7	2071.5	1798.0
37.5°	2696.0	2747.1	2880.5	2807.2	2696.0	2598.2	2507.2	2422.7	2331.5	2164.9	1924.8
40°	2905.0	2978.3	3100.6	2982.7	2847.2	2716.0	2616.0	2527.1	2427.1	2291.5	2087.0
42.5°	3100.6	3169.4	3282.8	3131.7	2973.8	2842.7	2738.2	2642.7	2547.1	2436.0	2282.6
45°	3249.4	3320.6	3416.1	3256.2	3076.1	2940.5	2827.1	2742.7	2658.2	2582.6	2529.3
47.5°	3393.9	3465.0	3538.4	3365.0	3187.2	3049.4	2916.0	2838.3	2771.6	2731.6	2796.0
50°	3580.6	3629.5	3691.7	3505.0	3316.1	3158.4	3025.0	2964.9	2902.7	2916.0	3131.7
52.5°	3834.0	3876.3	3898.5	3716.2	3505.0	3325.0	3178.3	3096.1	3045.0	3122.8	3487.2
55°	4191.8	4251.9	4203.0	4023.0	3756.2	3551.7	3371.6	3273.9	3242.8	3347.2	3842.9
57.5°	4500.8	4527.5	4491.9	4314.1	4040.7	3811.8	3620.6	3518.4	3482.8	3620.6	4167.4
60°	4636.3	4669.7	4718.6	4565.2	4309.6	4082.9	3918.4	3818.5	3758.4	3918.4	4427.4
62.5°	4658.6	4714.2	4834.2	4756.4	4554.1	4385.2	4236.2	4098.5	4051.8	4174.0	4598.6
65°	4571.9	4656.4	4840.8	4812.0	4698.6	4634.2	4509.7	4403.0	4314.1	4327.4	4589.7
67.5°	4376.3	4474.1	4689.7	4676.3	4689.7	4689.7	4580.8	4491.9	4376.3	4211.8	4251.9
70°	3905.1	4034.0	4283.0	4347.4	4460.8	4460.8	4365.2	4229.6	4096.3	3758.4	3553.9
72.5°	3129.4	3216.2	3598.4	3911.8	4056.3	3998.5	3905.1	3678.4	3385.0	3013.8	2736.0
75°	2118.1	2169.3	2638.2	3211.7	3473.9	3425.0	3271.7	2989.4	2687.1	2273.7	1922.5
77.5°	1180.2	1246.9	1598.1	2047.0	2400.5	2393.7	2373.8	2193.7	1953.6	1611.4	1429.2
80°	693.5	715.7	900.2	1226.9	1531.4	1458.0	1406.9	1264.7	1142.4	986.8	1126.9
82.5°	424.5	402.3	511.2	746.8	904.6	873.5	786.9	733.5	675.7	633.4	749.0
85°	115.6	104.4	208.9	313.4	384.5	415.6	415.6	411.2	369.0	277.8	333.4
87.5°	0.0	0.0	0.0	0.0	0.0	0.0	0.0	0.0	0.0	0.0	0.0
90°	0.0	0.0	0.0	0.0	0.0	0.0	0.0	0.0	0.0	0.0	0.0



REPORT NUMBER: P228495  
 CATALOG NUMBER: ISS-AF-1200-LED-E1-SLL

**CANDELA DISTRIBUTION (continued):**

	45°	50°	55°	60°	65°	70°	75°	80°	85°	90°	95°
0°	1553.6	1553.6	1553.6	1553.6	1553.6	1553.6	1553.6	1553.6	1553.6	1553.6	1553.6
2.5°	1809.2	1811.4	1804.8	1820.3	1802.5	1793.6	1766.9	1766.9	1744.7	1726.9	1707.0
5°	2020.3	2033.7	2022.6	2024.8	1989.2	1953.6	1900.3	1869.2	1813.7	1753.6	1691.4
7.5°	2162.6	2184.8	2175.9	2138.2	2082.6	2007.0	1918.1	1833.6	1742.5	1644.7	1553.6
10°	2200.4	2224.8	2204.9	2133.7	2042.5	1935.9	1829.2	1715.9	1604.7	1500.3	1402.5
12.5°	2147.1	2164.9	2122.6	2044.8	1955.9	1849.2	1738.1	1640.3	1509.2	1398.1	1284.6
15°	2011.4	2000.4	1995.9	1940.3	1878.1	1791.4	1686.9	1586.9	1464.7	1351.3	1231.3
17.5°	1864.7	1851.4	1855.8	1833.6	1824.7	1784.7	1707.0	1622.5	1513.6	1375.8	1246.9
20°	1735.8	1722.5	1729.2	1740.3	1773.6	1775.8	1762.5	1707.0	1626.9	1482.5	1324.7
22.5°	1624.8	1626.9	1649.2	1680.3	1735.8	1806.9	1862.6	1873.6	1818.1	1649.2	1451.4
25°	1591.4	1580.3	1604.7	1655.9	1749.1	1887.0	2011.4	2073.7	2042.5	1873.6	1631.4
27.5°	1580.3	1564.7	1591.4	1658.1	1806.9	2000.4	2178.2	2271.5	2282.6	2109.2	1824.7
30°	1580.3	1573.6	1600.3	1686.9	1844.8	2038.1	2236.0	2376.0	2420.4	2276.0	1993.6
32.5°	1600.3	1604.7	1651.3	1762.5	1924.8	2122.6	2327.1	2478.2	2558.2	2449.4	2129.3
35°	1644.7	1653.6	1720.3	1849.2	2024.8	2224.8	2411.5	2564.8	2693.8	2636.0	2255.9
37.5°	1740.3	1753.6	1835.9	1967.0	2127.0	2307.1	2489.4	2653.8	2840.5	2816.1	2389.3
40°	1909.2	1909.2	1991.5	2104.8	2236.0	2373.8	2553.8	2747.1	2976.1	3009.4	2553.8
42.5°	2122.6	2113.7	2167.0	2249.3	2340.4	2456.0	2618.2	2833.8	3102.7	3176.1	2678.3
45°	2416.0	2371.5	2400.5	2420.4	2464.9	2536.0	2680.4	2916.0	3205.0	3300.6	2771.6
47.5°	2760.4	2698.2	2673.8	2636.0	2620.5	2647.1	2771.6	2980.5	3302.8	3407.2	2922.8
50°	3140.6	3080.5	3016.1	2913.9	2825.0	2798.3	2873.9	3067.2	3407.2	3540.6	3089.4
52.5°	3536.1	3494.0	3409.5	3249.4	3080.5	2985.0	3020.6	3211.7	3574.0	3747.3	3287.3
55°	3898.5	3911.8	3809.6	3622.9	3380.5	3233.9	3276.1	3467.3	3876.3	4080.8	3618.4
57.5°	4287.4	4251.9	4171.8	3978.5	3714.0	3556.2	3574.0	3805.1	4214.0	4369.6	3947.4
60°	4545.3	4545.3	4458.5	4311.8	4060.7	3914.0	3940.7	4154.1	4485.2	4500.8	4094.1
62.5°	4711.9	4736.4	4667.5	4563.0	4318.5	4196.2	4287.4	4438.6	4618.6	4489.6	4020.7
65°	4631.9	4658.6	4651.9	4536.4	4363.0	4354.1	4518.6	4554.1	4538.5	4327.4	3767.3
67.5°	4269.6	4216.3	4214.0	4154.1	4118.5	4302.9	4511.9	4523.0	4260.7	4009.6	3367.2
70°	3580.6	3489.5	3453.9	3471.7	3633.9	3978.5	4276.3	4191.8	3774.0	3558.4	2867.1
72.5°	2760.4	2651.6	2629.4	2698.2	2949.4	3433.9	3840.7	3722.8	3102.7	2851.6	2220.4
75°	1958.1	1911.5	1913.6	2049.3	2320.4	2787.1	3260.6	3249.4	2298.2	1967.0	1529.1
77.5°	1424.7	1433.6	1473.6	1527.0	1760.3	2211.5	2656.0	2627.1	1635.8	1351.3	1069.1
80°	1175.8	1189.1	1189.1	1160.2	1220.2	1460.3	1804.8	1927.0	1095.8	909.1	746.8
82.5°	844.5	911.2	949.1	902.3	880.1	962.4	1131.3	1211.3	682.3	573.5	522.3
85°	402.3	460.1	473.4	462.3	531.2	606.8	646.8	662.4	373.4	266.7	342.3
87.5°	0.0	0.0	2.3	17.8	48.9	84.5	84.5	128.9	20.0	6.6	15.5
90°	0.0	0.0	0.0	0.0	0.0	0.0	0.0	0.0	0.0	0.0	0.0





REPORT NUMBER: P228495  
 CATALOG NUMBER: ISS-AF-1200-LED-E1-SLL

**CANDELA DISTRIBUTION (continued):**

	100°	105°	110°	115°	120°	125°	130°	135°	145°	155°	165°
0°	1553.6	1553.6	1553.6	1553.6	1553.6	1553.6	1553.6	1553.6	1553.6	1553.6	1553.6
2.5°	1680.3	1651.3	1629.2	1602.5	1580.3	1558.1	1542.5	1509.2	1482.5	1422.5	1406.9
5°	1640.3	1578.0	1535.9	1495.9	1444.7	1409.1	1371.4	1324.7	1273.6	1186.8	1160.2
7.5°	1482.5	1404.7	1346.9	1289.1	1222.4	1162.4	1106.8	1044.6	955.7	862.3	826.9
10°	1311.3	1229.1	1149.1	1080.2	1000.1	933.5	884.6	840.1	769.1	697.9	651.2
12.5°	1171.3	1078.0	986.8	917.9	875.7	842.4	806.8	771.2	695.7	615.6	560.1
15°	1106.8	998.0	917.9	860.2	822.4	782.4	740.1	700.1	611.2	517.8	451.2
17.5°	1115.7	991.2	889.0	811.3	760.2	704.6	655.7	604.6	506.8	395.6	335.6
20°	1164.6	998.0	857.9	766.8	693.5	622.4	560.1	495.6	375.6	289.0	246.7
22.5°	1226.9	1020.2	840.1	722.3	631.3	542.3	462.3	386.8	277.8	226.7	206.7
25°	1333.5	1071.3	835.8	682.3	571.2	464.5	382.3	302.3	224.4	200.0	188.9
27.5°	1466.9	1129.1	840.1	653.5	520.1	402.3	311.2	251.1	202.2	188.9	180.0
30°	1600.3	1189.1	820.1	609.0	460.1	344.5	266.7	228.9	200.0	184.4	168.9
32.5°	1718.0	1233.6	786.9	562.3	406.7	293.4	226.7	195.6	175.5	157.8	153.3
35°	1802.5	1253.5	749.0	533.5	371.1	262.3	200.0	175.5	155.6	137.8	128.9
37.5°	1882.5	1255.8	709.0	506.8	357.8	248.9	184.4	162.2	144.4	128.9	120.0
40°	1964.8	1246.9	686.8	480.1	337.9	242.2	177.8	151.1	140.0	122.2	113.3
42.5°	2024.8	1231.3	677.9	464.5	320.1	224.4	173.4	148.9	133.4	120.0	108.9
45°	2080.4	1215.8	677.9	451.2	306.7	213.4	164.5	151.1	128.9	117.8	104.4
47.5°	2147.1	1222.4	680.2	440.1	295.6	202.2	155.6	146.7	131.1	115.6	102.2
50°	2260.4	1298.0	691.2	433.4	286.7	193.3	148.9	140.0	144.4	113.3	100.0
52.5°	2456.0	1418.0	709.0	428.9	277.8	186.7	140.0	135.5	146.7	113.3	97.8
55°	2711.5	1540.3	726.8	417.9	264.5	173.4	135.5	126.6	135.5	113.3	95.5
57.5°	2960.5	1631.4	742.4	402.3	242.2	160.0	128.9	120.0	124.5	111.1	91.1
60°	3105.0	1702.5	757.9	375.6	215.6	144.4	122.2	113.3	111.1	111.1	88.9
62.5°	3145.0	1675.8	749.0	342.3	193.3	133.4	115.6	106.7	100.0	113.3	88.9
65°	3018.3	1535.9	715.7	313.4	177.8	128.9	108.9	102.2	95.5	97.8	84.5
67.5°	2629.4	1291.4	624.5	286.7	175.5	126.6	104.4	97.8	88.9	86.6	80.0
70°	2144.8	1013.5	517.8	266.7	173.4	126.6	100.0	91.1	84.5	77.7	73.3
72.5°	1649.2	757.9	435.7	257.8	175.5	124.5	93.4	82.2	75.6	71.1	66.7
75°	1160.2	535.6	362.3	231.2	164.5	117.8	86.6	73.3	66.7	62.2	57.8
77.5°	840.1	364.5	268.9	186.7	140.0	102.2	75.6	62.2	55.5	53.3	48.9
80°	535.6	224.4	180.0	137.8	102.2	80.0	57.8	48.9	44.5	40.0	37.7
82.5°	308.9	131.1	108.9	93.4	66.7	53.3	42.2	37.7	28.8	26.7	24.4
85°	188.9	82.2	60.0	48.9	42.2	33.3	24.4	22.2	15.5	13.3	11.2
87.5°	42.2	17.8	15.5	11.2	13.3	11.2	6.6	4.4	0.0	0.0	0.0
90°	0.0	0.0	0.0	0.0	0.0	0.0	0.0	0.0	0.0	0.0	0.0



REPORT NUMBER: P228495

CATALOG NUMBER: ISS-AF-1200-LED-E1-SLL

**CANDELA DISTRIBUTION (continued):**

	175°	180°	185°	195°	205°	215°	225°	230°	232.5°	235°	237.5°
0°	1553.6	1553.6	1553.6	1553.6	1553.6	1553.6	1553.6	1553.6	1553.6	1553.6	1553.6
2.5°	1382.4	1349.2	1351.3	1344.7	1326.9	1298.0	1289.1	1273.6	1275.8	1284.6	1275.8
5°	1129.1	1089.0	1093.5	1091.3	1073.5	1053.5	1038.0	1017.9	1011.3	1017.9	1006.9
7.5°	800.2	773.5	782.4	802.4	800.2	789.0	775.7	753.5	749.0	751.3	731.2
10°	611.2	584.5	577.9	575.6	571.2	564.6	546.8	529.0	522.3	524.6	511.2
12.5°	511.2	489.0	462.3	437.8	415.6	406.7	384.5	373.4	371.1	371.1	364.5
15°	404.5	386.8	371.1	346.7	329.0	315.6	300.0	291.1	289.0	291.1	291.1
17.5°	302.3	293.4	286.7	284.5	275.6	266.7	257.8	253.4	251.1	251.1	253.4
20°	231.2	228.9	228.9	228.9	240.1	248.9	251.1	244.5	242.2	240.1	237.8
22.5°	200.0	197.8	200.0	213.4	206.7	200.0	200.0	200.0	200.0	200.0	202.2
25°	184.4	186.7	188.9	182.3	175.5	171.1	168.9	168.9	166.7	166.7	168.9
27.5°	175.5	173.4	171.1	166.7	162.2	155.6	153.3	151.1	151.1	151.1	151.1
30°	164.5	162.2	160.0	155.6	148.9	140.0	137.8	137.8	135.5	137.8	137.8
32.5°	151.1	148.9	146.7	142.3	135.5	131.1	128.9	124.5	124.5	124.5	126.6
35°	122.2	120.0	120.0	122.2	122.2	120.0	120.0	115.6	115.6	115.6	115.6
37.5°	113.3	111.1	111.1	108.9	111.1	113.3	111.1	108.9	108.9	106.7	106.7
40°	106.7	106.7	104.4	102.2	102.2	106.7	104.4	102.2	100.0	100.0	100.0
42.5°	102.2	100.0	100.0	97.8	97.8	97.8	95.5	93.4	91.1	91.1	91.1
45°	97.8	97.8	95.5	93.4	91.1	91.1	86.6	84.5	84.5	84.5	86.6
47.5°	95.5	93.4	93.4	91.1	88.9	84.5	82.2	80.0	80.0	80.0	80.0
50°	93.4	91.1	88.9	88.9	84.5	82.2	80.0	77.7	77.7	77.7	77.7
52.5°	91.1	88.9	86.6	84.5	82.2	80.0	77.7	75.6	75.6	75.6	75.6
55°	86.6	84.5	84.5	82.2	82.2	80.0	77.7	75.6	75.6	75.6	73.3
57.5°	84.5	82.2	80.0	80.0	80.0	77.7	75.6	73.3	73.3	73.3	73.3
60°	82.2	80.0	80.0	77.7	77.7	75.6	75.6	73.3	71.1	71.1	68.9
62.5°	80.0	77.7	77.7	75.6	77.7	75.6	73.3	71.1	68.9	68.9	66.7
65°	77.7	75.6	75.6	75.6	73.3	73.3	71.1	66.7	66.7	66.7	64.4
67.5°	73.3	71.1	71.1	73.3	71.1	68.9	68.9	64.4	64.4	62.2	62.2
70°	66.7	66.7	66.7	68.9	66.7	64.4	64.4	62.2	60.0	57.8	57.8
72.5°	62.2	60.0	62.2	62.2	62.2	60.0	62.2	57.8	55.5	53.3	53.3
75°	53.3	53.3	53.3	53.3	53.3	53.3	53.3	53.3	51.1	48.9	46.6
77.5°	42.2	44.5	44.5	44.5	44.5	46.6	44.5	44.5	44.5	42.2	40.0
80°	31.1	31.1	33.3	35.6	33.3	35.6	33.3	35.6	33.3	33.3	33.3
82.5°	17.8	17.8	20.0	22.2	22.2	24.4	20.0	22.2	22.2	24.4	22.2
85°	6.6	6.6	6.6	6.6	8.9	8.9	6.6	8.9	8.9	11.2	11.2
87.5°	0.0	0.0	0.0	0.0	0.0	0.0	0.0	0.0	0.0	0.0	0.0
90°	0.0	0.0	0.0	0.0	0.0	0.0	0.0	0.0	0.0	0.0	0.0



REPORT NUMBER: P228495

CATALOG NUMBER: ISS-AF-1200-LED-E1-SLL

**CANDELA DISTRIBUTION (continued):**

	240°	242.5°	245°	247.5°	250°	252.5°	255°	257.5°	260°	265°	270°
0°	1553.6	1553.6	1553.6	1553.6	1553.6	1553.6	1553.6	1553.6	1553.6	1553.6	1553.6
2.5°	1293.5	1293.5	1266.9	1271.3	1275.8	1284.6	1280.2	1278.0	1275.8	1289.1	1295.8
5°	1015.7	1013.5	980.2	977.9	984.6	986.8	980.2	969.0	962.4	964.6	971.3
7.5°	738.0	731.2	700.1	695.7	693.5	695.7	689.0	677.9	669.0	671.3	677.9
10°	515.7	497.9	493.4	495.6	500.1	504.5	504.5	504.5	506.8	520.1	535.6
12.5°	373.4	366.7	371.1	375.6	384.5	391.2	397.8	400.1	402.3	420.0	433.4
15°	295.6	295.6	300.0	302.3	306.7	311.2	315.6	315.6	317.8	324.5	335.6
17.5°	255.6	255.6	255.6	255.6	255.6	253.4	251.1	246.7	244.5	242.2	244.5
20°	235.6	233.3	228.9	226.7	222.3	217.8	215.6	208.9	206.7	200.0	197.8
22.5°	202.2	200.0	200.0	200.0	200.0	197.8	195.6	193.3	188.9	182.3	177.8
25°	166.7	166.7	166.7	168.9	168.9	171.1	175.5	175.5	175.5	175.5	168.9
27.5°	151.1	151.1	151.1	151.1	153.3	153.3	155.6	155.6	155.6	157.8	160.0
30°	137.8	140.0	140.0	142.3	142.3	144.4	144.4	146.7	146.7	148.9	148.9
32.5°	126.6	126.6	128.9	131.1	131.1	131.1	135.5	135.5	133.4	135.5	135.5
35°	113.3	113.3	113.3	113.3	113.3	113.3	113.3	113.3	108.9	106.7	108.9
37.5°	104.4	102.2	102.2	100.0	97.8	97.8	97.8	100.0	97.8	100.0	100.0
40°	95.5	95.5	93.4	93.4	93.4	93.4	93.4	93.4	93.4	95.5	97.8
42.5°	88.9	88.9	88.9	88.9	88.9	88.9	88.9	88.9	88.9	91.1	91.1
45°	84.5	84.5	84.5	84.5	86.6	86.6	86.6	86.6	86.6	86.6	88.9
47.5°	82.2	82.2	82.2	82.2	82.2	82.2	82.2	82.2	82.2	84.5	86.6
50°	77.7	77.7	80.0	80.0	80.0	80.0	80.0	80.0	80.0	82.2	84.5
52.5°	75.6	75.6	75.6	77.7	77.7	77.7	77.7	77.7	77.7	77.7	80.0
55°	73.3	75.6	75.6	75.6	75.6	75.6	73.3	73.3	73.3	73.3	75.6
57.5°	71.1	71.1	73.3	73.3	73.3	71.1	71.1	68.9	68.9	68.9	73.3
60°	68.9	68.9	68.9	68.9	68.9	66.7	66.7	66.7	66.7	68.9	68.9
62.5°	66.7	66.7	64.4	64.4	64.4	64.4	64.4	64.4	64.4	64.4	64.4
65°	64.4	64.4	62.2	62.2	62.2	62.2	62.2	62.2	62.2	62.2	62.2
67.5°	60.0	60.0	60.0	57.8	57.8	57.8	57.8	60.0	57.8	57.8	57.8
70°	55.5	55.5	55.5	53.3	53.3	53.3	53.3	53.3	53.3	53.3	53.3
72.5°	51.1	51.1	51.1	51.1	48.9	48.9	48.9	48.9	48.9	48.9	48.9
75°	46.6	44.5	44.5	42.2	42.2	42.2	42.2	42.2	42.2	42.2	42.2
77.5°	40.0	37.7	37.7	37.7	35.6	35.6	35.6	35.6	35.6	35.6	35.6
80°	33.3	31.1	31.1	28.8	28.8	28.8	28.8	28.8	28.8	26.7	26.7
82.5°	24.4	22.2	22.2	22.2	22.2	20.0	20.0	20.0	20.0	17.8	15.5
85°	11.2	11.2	8.9	11.2	11.2	13.3	11.2	11.2	11.2	8.9	4.4
87.5°	0.0	0.0	0.0	0.0	0.0	0.0	0.0	0.0	0.0	0.0	0.0
90°	0.0	0.0	0.0	0.0	0.0	0.0	0.0	0.0	0.0	0.0	0.0



REPORT NUMBER: P228495  
 CATALOG NUMBER: ISS-AF-1200-LED-E1-SLL

REPORT N  
 CATALOG

**CANDELA DISTRIBUTION (continued):**

**CANDELA**

	275°	280°	282.5°	285°	287.5°	290°	292.5°	295°	297.5°	300°	302.5°	
0°	1553.6	1553.6	1553.6	1553.6	1553.6	1553.6	1553.6	1553.6	1553.6	1553.6	1553.6	0°
2.5°	1291.4	1313.6	1315.8	1302.4	1329.1	1333.5	1326.9	1326.9	1331.4	1349.2	1349.2	2.5°
5°	962.4	991.2	989.1	971.3	1006.9	1017.9	1011.3	1013.5	1022.4	1042.4	1053.5	5°
7.5°	680.2	704.6	702.4	700.1	722.3	731.2	735.7	742.4	769.1	771.2	784.6	7.5°
10°	551.2	573.5	580.1	595.7	602.3	615.6	624.5	635.7	657.9	669.0	684.6	10°
12.5°	446.7	473.4	480.1	497.9	506.8	522.3	531.2	553.4	566.7	580.1	600.1	12.5°
15°	344.5	366.7	373.4	386.8	395.6	413.4	422.3	435.7	462.3	475.7	502.3	15°
17.5°	253.4	266.7	271.2	280.1	286.7	293.4	311.2	333.4	348.9	371.1	384.5	17.5°
20°	197.8	202.2	204.5	206.7	211.1	215.6	224.4	240.1	248.9	266.7	280.1	20°
22.5°	177.8	180.0	180.0	182.3	182.3	184.4	188.9	193.3	197.8	204.5	211.1	22.5°
25°	164.5	166.7	166.7	168.9	168.9	171.1	173.4	175.5	180.0	182.3	184.4	25°
27.5°	157.8	157.8	157.8	157.8	160.0	160.0	162.2	166.7	166.7	171.1	173.4	27.5°
30°	151.1	151.1	151.1	153.3	155.6	160.0	164.5	171.1	173.4	177.8	180.0	30°
32.5°	140.0	135.5	140.0	137.8	133.4	133.4	135.5	140.0	140.0	142.3	144.4	32.5°
35°	108.9	108.9	111.1	113.3	113.3	115.6	117.8	120.0	122.2	126.6	128.9	35°
37.5°	102.2	104.4	104.4	106.7	108.9	108.9	111.1	115.6	117.8	120.0	122.2	37.5°
40°	97.8	100.0	102.2	104.4	104.4	106.7	108.9	111.1	113.3	117.8	120.0	40°
42.5°	93.4	97.8	97.8	100.0	102.2	104.4	106.7	108.9	113.3	115.6	117.8	42.5°
45°	91.1	93.4	95.5	97.8	100.0	102.2	104.4	108.9	111.1	115.6	117.8	45°
47.5°	88.9	91.1	93.4	95.5	97.8	100.0	102.2	106.7	111.1	115.6	120.0	47.5°
50°	84.5	88.9	91.1	93.4	95.5	97.8	102.2	106.7	111.1	117.8	128.9	50°
52.5°	82.2	86.6	86.6	91.1	93.4	97.8	102.2	106.7	113.3	122.2	133.4	52.5°
55°	77.7	82.2	82.2	86.6	91.1	95.5	97.8	104.4	111.1	120.0	122.2	55°
57.5°	73.3	77.7	80.0	82.2	86.6	91.1	93.4	100.0	108.9	111.1	108.9	57.5°
60°	71.1	73.3	75.6	77.7	82.2	84.5	91.1	104.4	113.3	104.4	93.4	60°
62.5°	66.7	71.1	73.3	75.6	80.0	82.2	86.6	95.5	97.8	86.6	84.5	62.5°
65°	64.4	68.9	68.9	73.3	75.6	75.6	77.7	77.7	77.7	77.7	77.7	65°
67.5°	60.0	64.4	64.4	66.7	68.9	68.9	71.1	71.1	71.1	71.1	71.1	67.5°
70°	55.5	57.8	60.0	62.2	62.2	62.2	64.4	64.4	64.4	66.7	66.7	70°
72.5°	51.1	53.3	53.3	55.5	55.5	57.8	57.8	60.0	60.0	60.0	62.2	72.5°
75°	42.2	44.5	46.6	48.9	48.9	51.1	51.1	51.1	51.1	53.3	53.3	75°
77.5°	35.6	35.6	40.0	40.0	42.2	42.2	44.5	44.5	44.5	44.5	44.5	77.5°
80°	26.7	26.7	28.8	31.1	33.3	33.3	33.3	33.3	33.3	33.3	33.3	80°
82.5°	15.5	15.5	17.8	17.8	20.0	20.0	22.2	20.0	20.0	17.8	17.8	82.5°
85°	4.4	4.4	4.4	4.4	4.4	4.4	4.4	2.3	2.3	0.0	0.0	85°
87.5°	0.0	0.0	0.0	0.0	0.0	0.0	0.0	0.0	0.0	0.0	0.0	87.5°
90°	0.0	0.0	0.0	0.0	0.0	0.0	0.0	0.0	0.0	0.0	0.0	90°



NUMBER: P228495  
 NUMBER: ISS-AF-1200-LED-E1-SLL

REPORT NUMBER: P  
 CATALOG NUMBER:

**DISTRIBUTION (continued):**

**CANDELA DISTRIBUTION**

305°	307.5°	310°	312.5°	315°	317.5°	320°	322.5°	325°	335°	345°		355°
1553.6	1553.6	1553.6	1553.6	1553.6	1553.6	1553.6	1553.6	1553.6	1553.6	1553.6	0°	1553.6
1382.4	1382.4	1386.9	1404.7	1409.1	1420.3	1418.0	1438.1	1447.0	1500.3	1555.8	2.5°	1609.2
1093.5	1102.4	1115.7	1137.9	1151.3	1175.8	1171.3	1211.3	1218.0	1315.8	1411.4	5°	1522.5
815.7	829.0	840.1	864.6	884.6	909.1	915.7	962.4	975.7	1104.7	1238.0	7.5°	1391.3
706.8	717.9	733.5	749.0	769.1	780.1	797.9	820.1	835.8	931.3	1084.6	10°	1260.2
629.0	644.6	660.1	682.3	702.4	722.3	740.1	762.4	782.4	860.2	980.2	12.5°	1182.4
533.5	551.2	569.0	593.4	622.4	642.3	662.4	686.8	711.3	806.8	946.8	15°	1151.3
413.4	433.4	457.9	491.2	522.3	546.8	566.7	600.1	631.3	746.8	931.3	17.5°	1182.4
304.5	322.2	344.5	373.4	395.6	437.8	460.1	500.1	537.9	682.3	909.1	20°	1242.5
224.4	235.6	253.4	275.6	300.0	337.9	362.3	397.8	440.1	622.4	909.1	22.5°	1344.7
188.9	193.3	200.0	213.4	228.9	255.6	280.1	315.6	357.8	569.0	933.5	25°	1511.4
175.5	177.8	182.3	188.9	197.8	211.1	228.9	257.8	300.0	526.7	969.0	27.5°	1689.2
184.4	184.4	184.4	186.7	191.2	197.8	206.7	224.4	251.1	464.5	993.5	30°	1844.8
148.9	151.1	151.1	155.6	157.8	166.7	175.5	188.9	213.4	426.8	1009.0	32.5°	1955.9
133.4	135.5	137.8	140.0	144.4	146.7	155.6	171.1	195.6	402.3	1006.9	35°	2087.0
126.6	128.9	131.1	131.1	133.4	137.8	144.4	160.0	188.9	393.4	1006.9	37.5°	2238.2
124.5	124.5	124.5	124.5	128.9	133.4	144.4	160.0	184.4	384.5	1013.5	40°	2404.9
120.0	120.0	120.0	122.2	128.9	137.8	142.3	151.1	171.1	380.0	1024.6	42.5°	2556.0
120.0	120.0	122.2	131.1	133.4	133.4	135.5	142.3	162.2	380.0	1046.9	45°	2673.8
124.5	128.9	131.1	128.9	126.6	126.6	135.5	155.6	386.8	1089.0	47.5°	2809.3	
135.5	133.4	124.5	122.2	122.2	117.8	120.0	128.9	153.3	386.8	1175.8	50°	2996.1
133.4	124.5	122.2	117.8	113.3	111.1	113.3	126.6	151.1	382.3	1300.3	52.5°	3269.5
120.0	117.8	111.1	106.7	104.4	106.7	111.1	122.2	146.7	377.9	1453.6	55°	3600.6
104.4	102.2	97.8	97.8	100.0	102.2	108.9	117.8	135.5	366.7	1575.9	57.5°	3905.1
91.1	91.1	91.1	93.4	95.5	97.8	104.4	111.1	124.5	346.7	1658.1	60°	4100.7
82.2	84.5	84.5	88.9	91.1	93.4	97.8	104.4	113.3	324.5	1675.8	62.5°	4103.0
77.7	80.0	82.2	82.2	84.5	86.6	93.4	100.0	113.3	306.7	1567.0	65°	3940.7
73.3	73.3	75.6	77.7	80.0	82.2	86.6	97.8	115.6	291.1	1329.1	67.5°	3529.5
66.7	68.9	71.1	73.3	73.3	75.6	82.2	97.8	117.8	284.5	1055.8	70°	2980.5
62.2	62.2	64.4	66.7	66.7	71.1	77.7	95.5	120.0	273.3	795.7	72.5°	2324.9
53.3	55.5	55.5	55.5	57.8	62.2	71.1	86.6	104.4	226.7	537.9	75°	1575.9
46.6	44.5	46.6	46.6	48.9	51.1	57.8	66.7	77.7	144.4	284.5	77.5°	1002.4
33.3	31.1	31.1	33.3	33.3	33.3	37.7	40.0	44.5	88.9	157.8	80°	591.2
17.8	15.5	17.8	15.5	15.5	17.8	17.8	22.2	22.2	42.2	71.1	82.5°	366.7
0.0	0.0	0.0	0.0	0.0	0.0	0.0	0.0	0.0	4.4	15.5	85°	148.9
0.0	0.0	0.0	0.0	0.0	0.0	0.0	0.0	0.0	0.0	0.0	87.5°	0.0
0.0	0.0	0.0	0.0	0.0	0.0	0.0	0.0	0.0	0.0	0.0	90°	0.0



'228495  
ISS-AF-1200-LED-E1-SLL

**TION (continued):**

359°	360°
1553.6	1553.6
1635.8	1649.2
1578.0	1595.8
1453.6	1478.1
1338.0	1362.5
1275.8	1289.1
1246.9	1273.6
1289.1	1315.8
1373.6	1415.8
1522.5	1575.9
1758.0	1804.8
1944.7	2018.1
2118.1	2178.2
2255.9	2324.9
2413.8	2480.5
2604.9	2696.0
2802.7	2905.0
2987.2	3100.6
3160.5	3249.4
3293.9	3393.9
3462.8	3580.6
3749.5	3834.0
4096.3	4191.8
4418.5	4500.8
4567.5	4636.3
4571.9	4658.6
4474.1	4571.9
4225.2	4376.3
3736.2	3905.1
2936.1	3129.4
1949.2	2118.1
1124.6	1180.2
664.5	693.5
395.6	424.5
106.7	115.6
0.0	0.0
0.0	0.0

(END OF REPORT)